According to Construction Products Council Regulation (UE) N° 305/2011

N : **DoP BAI OFE(sp)I_indB**

DECLARATION OF PERFORMANCE OF SMOKE AND HEAT CONTROL SYSTEMS

1. *Unique identification code of the product-type:* **EXUBAIE RPT OFE(sp)I**
2. *Type, batch or serial number or any other element allowing identification of the construction product as required under Article 11 paragraph 4:* **Information given on the tracking label :**

   Order confirmation Number + Product Number + Date of production
3. *Intended use or uses of the construction product, in accordance with the applicable harmonised technical specification, as foreseen by the manufacturer :*

   3.1 ***Product description :*** Natural smoke and heat exhaust ventilator with a single casement, for wall installation on a horizontal axis on the inside in a bottom or top hung opening configuration, or on a vertical axis inwards side hung opening style. The infill can be in cellular polycarbonate, in glass or insulated double skin aluminium (thermally or acoustically).

   3.2 Installation and implementation conditions in accordance with the certified performances.

   - Wall installation (±5°)
   - Dimensional range : (Hht and Lht are the overall dimensions of the product)

   $0,65 \leq Hht \leq 1,6$ m and $1,02 \leq Lht \leq 2,4$ m. With $0,35 \leq A_v^* \leq 2,16$ m²

   * Exubaie RPT OFEI: A_v = Lpa x Hpa (Lpa = Lht – 0,212 m and Hpa = Hht – 0,212 m)

   3.3 ***Mode of operation :***

   Fail safe opening and closing by power

   Power input

   Voltage $U_a = U_c$ = 24 Vcc

   Wattage absorbed: 4,4 W maxi per magnet

   Power supply

   Wattage Pa = Pc absorbed in a steady state: 36 W maxi per motor

   3.4 Possible options :

   Open / Close position switches

   Thermal device release (according to the current standard).
4. *Name, registered trade name or trade mark , in conformity with article 11, paragraph 5:*

   Company name : SOUCHIER – BOULLET SAS
   Parc Segro – 42 rue de Lamirault
   CS 20762
   77090 COLLEGIEN
   France

   Production unit : SOUCHIER SAS
   11 rue du 47ème R.A.
   70400 HERICOURT
   France
6. *7. System or systems of assessment and verification of constancy of performance of the construction product as set out in Annex V:*

The notified body **TÜV Rheinland N° 0336** performed the determination of the product type on the basis of type testing, type calculation of the product, the initial inspection of the manufacturing plant and the factory production control and the continuous surveillance, assessment and evaluation of the factory production control under system 1 and issued the certificate of constancy of performance N°

CE Certificate N°0336 – CPR – 6742-3.

9. *Declared performances :*

	Essential characteristics	Performance
Harmonised technical specification: EN 12101-2:2003	**Nominal activation conditions / sensitivity, as:**	
	Initiation device	present
	Opening mechanism	present
	Inputs and outputs	present
	Response delay (response time), as:	
	Reliability	
	Opening under (snow, wind) load	≤ 60 s
	Low ambient temperature	
	Fire Performance	
	Operational reliability, as:	
	Reliability	Re 1000, Type B
	Effectiveness of smoke/hot gas extraction, as:	
	Aerodynamic free area (See page 2)	$A_a = A_v^* \times C_v^{**}$
	Performance parameters under fire conditions, as:	
	Resistance to heat	B_{300} 30
	Mechanical stability	ΔA_{throat}< 10 %
	Reaction to fire	
	Panel or glass insulated	A1
	Polycarbonate	B-s1;d0
	Performance under environnemental conditions, as:	
	Opening under load	SL NPD
	Low ambient temperature	T(00)
	Stability under wind load	WL 1500
	Resistance to wind-induced vibration (where included)	NPD
	Resistance to heat	B_{300} 30
	Durability, as:	
	Response delay (response time)	≤ 60 s
	Operational reliability	Re 1000
	Performance parameters under fire conditions	≤ 60 s; ΔA_{throat}< 10 %

Calculation of the free aerodymanic surface :

Aa = Av x Cv**

Av = Lpa x Hpa

DECLARATION OF PERFORMANCE OF SMOKE AND HEAT CONTROL SYSTEMS

**** Cv : Calculation of flow coefficient Without the influence of the "mullion-transom-construction" :**

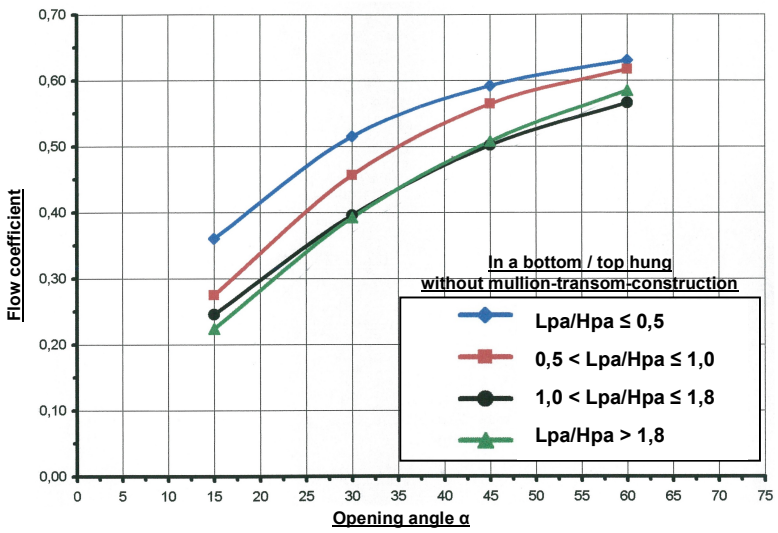

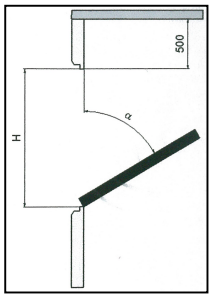

Inwards side hung opening
without mullion-transom-construction

- 0,32 ≤ Lpa/Hpa ≤ 0,54
- 0,54 < Lpa/Hpa ≤ 1,0
- 1,0 < Lpa/Hpa ≤ 2,0
- 2,0 < Lpa/Hpa

**** Cv : Calculation of flow coefficient With the influence of the "mullion-transom-construction" :**

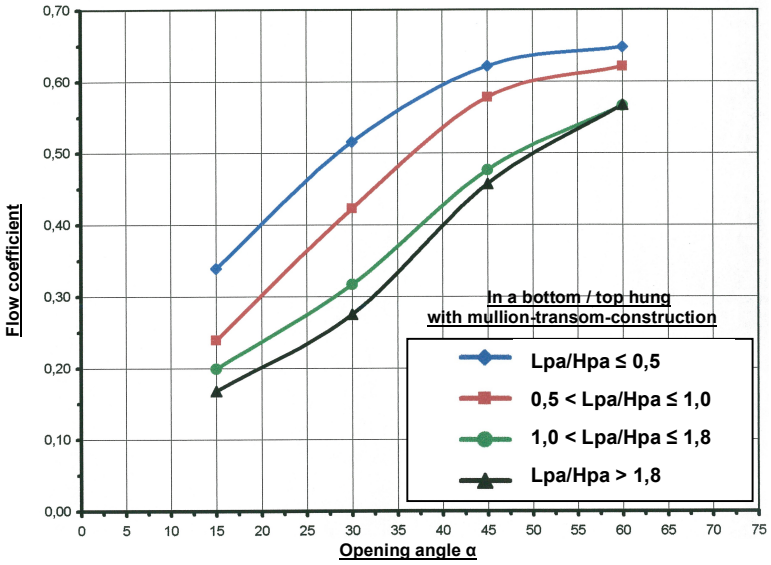

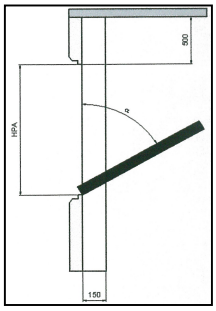

Inwards side hung opening
with mullion-transom-construction

- 0,32 ≤ Lpa/Hpa ≤ 0,54
- 0,54 < Lpa/Hpa ≤ 1,0
- 1,0 < Lpa/Hpa ≤ 2,0
- 2,0 < Lpa/Hpa

10. *The performance of the product identified in points 1 et 2 is in conformity with the declared performance in point 9. This declaration of performance is issued under the sole responsibility of the manufacturer identified in point 4.*

Signed for and on behalf of the manufacturer by: **David Maillart – R&D Director**

The 08/01/2026
In Collégien